
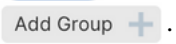



# How to Use a Merged Account

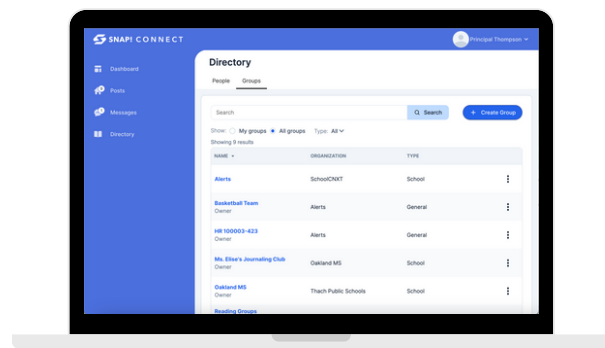
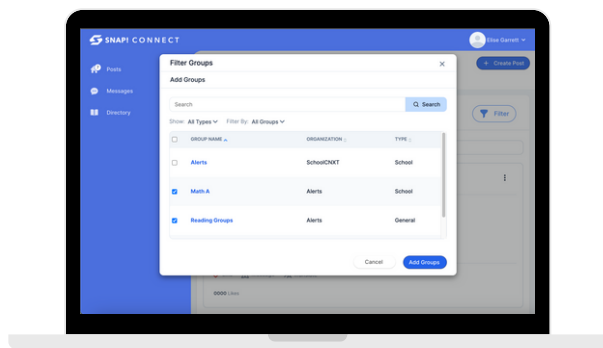
Someone who is both a staff member and a guardian in the same district may have their two roles merged into one account for convenience. This is suggested so that not only will they have one login, but users with two separate accounts may miss push notifications for the account they are not currently logged into. If accounts are merged, they are able to see information from only one school at a time if they choose to do so. Follow the steps below for more details.

## Filtering your feed on the web:


1. Click  in the top right-hand corner.
2. Click .
3. Check the groups whose posts you want to see.
4. Click .

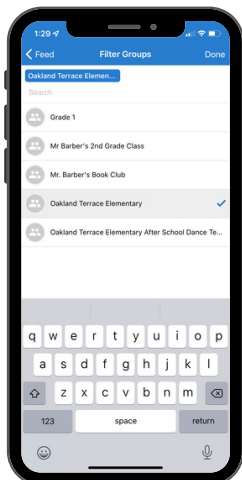
## Groups on the web:

- You have access to both sets of groups.
- You can filter so that you only see groups within your own school or your child's school.



## Filtering your feed on the mobile app:

1. Tap  in the upper right-hand corner.
2. Tap Group.
3. Select the groups whose posts you want to see.
4. Tap Done.



## Groups on the Mobile App:

- You have access to both sets of groups.

